



Table of Contents

Table of Contents 1
 Notices 1
 Upcoming Events..... 1
 Sponsors 2
 President’s Corner 2
 Demonstration..... 5
 Show and Tell..... 7
 Board of Directors Meeting 8
 General Meeting..... 8
 Picnic at Bob and Pam
 Eberhardt’s..... 10
 Coffee and Chips 11
 Board Members 11
 Classifieds 12
 Mentors 14


Notices

Dues are due: \$25.00. See Keith Jones at the meeting.

Upcoming Events

- October 2nd, 2013
 - Board Meeting
 - 6:00-7:00 pm
- October 2nd, 2013
 - General Meeting
 - Demo: Bowl Turning
 - 7:00-9:00 pm
- October 9th, 2013
 - WWE Meeting
 - 6:30-8:00 pm
- October 12th, 2013
 - Coffee and Chips
 - 8:00-noon
- October 23rd, 2013
 - WWE Meeting
 - 6:30-8:00 pm
- October 26th, 2013
 - Wisconsin Woodturners Expo
 - 8:30-5:00 pm
- October 27th, 2013
 - Wisconsin Woodturners Expo
 - 8:30-5:00 pm

Sponsors



President's Corner

2013 Wisconsin Woodturning Expo

Once again, it is fall and time for the 2013 Wisconsin Woodturners Expo. The dates are October 26th and 27th. This is our fifth Expo and will be organized slightly differently based on lessons learned from previous Expos.

The demonstrators are Curt Theobald, who specializes in segmented turning and Mike Jackofsky, who specializes in hollow vessel turning. Both of these artists were selected by the membership during a period of 5 weeks last December and January. Votes were cast from a slate of four candidates and these two were selected. We think you will be pleased with your choices. We also have demos from Barry Grill and Mark Palma from our club as well as Jason Swanson from Racine, WI.

Now is the time to register for your spot in the demonstrator workshops. You can do that by visiting the website at witurnersexpo.org and downloading the registration form. Fill it out, and mail it with your check to 2013 WWE; 1125 Starr Ave; Eau Claire, WI 54703.

Booths Available for 2013 WWE

The vendor fair at this show will have the advantage of greater publicity than ever before including from our media sponsor, the Leader-Telegram. The advertising has been re-done this year to emphasize the vendors, Learn-to-Turn and the Instant Gallery of Wooden Art. We



September, 2013

think this emphasis on the vendor fair in our advertising will drive attendance to members' booths and tables.

This is probably the best year of the last five to have a table at the Expo. To register for a table, go to the website at witurnersexpo.org and download the registration form. Fill it out, and mail it with your check to 2013 WWE; 1125 Starr Ave; Eau Claire, WI 54703.

Instant Gallery of Wooden Art

This is also the year for you to submit some entries to the Instant Gallery for judging by an outside judge from the Eau Claire art community. After the Instant Gallery, the winning items will be taken the next week to the Eau Claire Chamber Orchestra where they will be exhibited to a rather exclusive crowd who appreciates high quality craftsmanship and good art.

See John Layde to get your items into the Instant Gallery of Wooden Art.

Platter Turning Challenge

Richard Golde, a master woodturner and mentor for the club, has issued a challenge to see who makes the best platters. Platters are just shallow bowls and don't require much in the way of wood. The end of a plank will do. There is not much in the way of hollowing either, so many of the difficulties of bowl turning are not present. In addition, the platters can also be donated to Feed My People's Empty Bowls project. There will be a winner in each of the following categories.

Categories

Beginner: up to 1 year experience

Intermediate: 1-5 years

Professional: for people who sell woodturnings

The judging will occur at the December meeting, so start thinking about what platter you are going to make for the challenge.

Anything is fair including painting or staining the wood, embellishments, wood burning, inlaying, and many other techniques.

YouTube has videos instructing you how to make platters. At the November meeting there will be a platter turning demo, so you will know all the tricks of the best turners in our club.

Feed My People

My, how time flies. It is almost fall again and time to start thinking about the Empty Bowls project for Feed My People. We give wooden bowls to this event each year and we usually donate about 100-200 bowls. We have more members now, so we should be able to break all our old records. We have had members who personally donated 25 or more bowls each in the past.

If each of our 85 members was able to donate just three bowls we would have over 250 bowls. That would raise over \$2500 for Feed My People. In October, I would like to get someone to demo making bowls for the club so that even beginners can make a bowl or three. Any volunteers call Rich Thelen (715-834-1459).

Upcoming Demos

November will be platter turning by Richard Golde
December is open.

Demonstration

Joe Nycz demonstrated how to construct bowls from sumac sticks. The technique is very similar to creating a bowl from a board. Rather than using lumber, the boards are constructed from sticks of sumac.



Figure 1 - Surfaced Sumac sticks in various stages of construction.

gouge, or carbide turning tool. As in making bowls from a board, a series of concentric rings are cut out. Joe created a special cutting fixture, for mounting on the lathe tool bed, which he uses to cut the rings. A band saw or scroll saw could also be used instead of the cutting fixture. The rings are then stacked and glued

To construct the boards sticks are surfaced, or jointed on two parallel faces. Pairs of sticks are then glued together. After the glue has set and dried, the pairs are then glued up with other pairs. This continues until the board is the desired width. The 'board' must be planed, to do this Joe uses the lathe and a bowl



Figure 2 - Joe is surfacing the blank.



Figure 3 - The cutting fixture in use.

to form the rough bowl shape. Joe uses Elmer's glue for this. The rough bowl is then mounted on the lathe. Standard turning techniques and tools can then be used to complete the artwork.



Finish the bowl by sanding, and finishing with your favorite finish. Make sure to bring it in to our Show and Tell.

Figure 5 - A completed ring, ready to be stacked.



Figure 4 - A completed stick bowl.

Show and Tell



Clockwise from top left:
Barry Grill – Cherry Pot Burl
Hank Thomas – Cherry Bowl
Joe Nycz – Sumac Stick Bowl
Jeff Fagan – Hollow Form, Honey
Dipper, and Recipe Holder (1983)
Joe Nycz – Candy Tray and Center
Finder

Board of Directors Meeting

September 3rd, 2013

Present: Rich Thelen, Jim Gobel, Tom Schye, John De Ryckere, Keith Jones

- Keith Jones - Treasurer Report
 - Keith took over, beginning balance 4349.59 & savings 1505.24
 - 8/31 checkbook balance - 5386.72
 - 8/31 savings balance - 1505.43
 - 1500 in checking reserved for expo
 - 1500 savings for lathe
- Rich Thelen - Platter challenge in December
 - Blanks not provided by club
 - Northwoods LLC - free wood for feed my people (we paid \$20.00 for shipping)
 - Training - Fall Creek High School (6 or 7 students)
 - Covered by club liability policy
 - 3-4 people at a time
 - Chippewa Valley Art Council?
 - WWE Update
 - Tool & Wood vendor applications
 - Table applications (running behind)
 - Ready to talk to Jerry @ Leader Telegram (by 15th of October - program earlier)
 - Talk to on Tuesday

These are the minutes of the meeting as recorded by John De Ryckere, Secretary.

General Meeting

September 3rd, 2013

- Rich thelen
 - New members
 - Eric, Paul, Damon and Eldon
 - Dues are due: \$25.00
 - Coffee and chips (September 14th, 2013)
 - We need a new program director, John Layde has retired from the position.

- Feed My People will again be doing their bowls for hunger program in February.
 - The October meeting will be a demonstration on turning bowls.
 - Our bowls are highly sought after and disappear as soon as they hit the table.
- Studio crawl in Menominie
 - September 21st.
- Coffee and chips
 - September 14th.
- Wisconsin Woodturners Expo
 - October 26th, and 27th.
 - Vendors:
 - Aline
 - Up north burls
 - Leader telegram
 - Craft supplies
- Keith Jones
 - Treasurer's Report on board
- Show and tell (see Show and Tell section)
- Jim Gobel demonstrated a tap he made to match the threads on his lathe drive



○

Picnic at Bob and Pam Eberhardt's

Bob and Pam Eberhardt's once again invited the woodturning club up to their cottage near Colfax WI. The day couldn't have been more perfect, bright and sunny. Between the tractor rides through Bob's property, and the pot-luck lunch we took time out to look over the turned artwork people brought for display. Here are some pictures from the event.



Coffee and Chips

Once again we met for Coffee and Chips on September 14th. Many members took advantage of the chance to talk with their fellow members, or make chips on one of the clubs lathes.



Figure 6 - Ron Bartz turns a hollow form with offset decoration.

It is a great opportunity to get advice from more experienced members, whether it's on how to tackle a particular turning project, sharpen tools, or best practices for finishing your piece.

Board Members

Rich Thelen – President	Keith Jones – Vice President
Keith Jones – Treasurer	Richard Golde – Education Director
Tom Schye – Tool Director	Rich Thelen – Program Director
John De Ryckere - Secretary	Jim Gobel - Webmaster

Classifieds

Dale Harrison (715)552-1551

Powermatic 10" Radial Arm Saw: \$100.00 / obo.

Duplicarver for making duplicate pieces: \$50.00 / obo.



Rich Thelen (715)834-1459

Fishing boat – 14' Alumacraft with 18HP Evinrude outboard motor recently overhauled. Complete with trailer and winch with jack and tarp cover. Oars with oarlocks and two seat cushion style life vests. Includes two swivel seats and running lights. Anchor with many accessories. Wooden trailer tongue stand for storage. Wooden motor stand. 5 gallon gas tank, nearly full. \$600.00 / obo.

Minn-kota Endura C2 Transom Mount trolling motor with battery.
\$100.00 / obo.

Rich Thelen (715)834-1459

Vega 36-Inch Professional Lathe Duplicator \$450 OBO – Rich Thelen
715-834-1459

- Used Vega Pro Lathe Duplicator 36" travel, works on most lathe's with 9" - 16" swings. Controls are located for fast and easy operation, Cutter travel is controlled by hand, Low friction bearing materials allow for rapid stock removal with minimum vibration
- Cutter may be controlled by hand, by adjustable spring tension or a combination of the two .
- 24-inch professional lathe duplicator that's an excellent investment for the serious turner or furniture builder.
- Precision accuracy for exact duplications of metal and wood shapes
- Easy to use and maintain for a variety of applications and longer tool life
- Includes mounting attachments for easy assembly on nearly all 9- and 16-inch swing lathes



Brian George (715)559-0073







Brian George has a number of items available:

- 220 Volt squirrel cage fan (can be converted to 110V) - \$50.00
- Shop Fox 1.5 hp 2 bag dust collector, practically new - \$300.00
- Overhead Delta 3 speed air cleaner - \$200.00
- Single speed dual stone grinder on metal stand with wolverine sharpening jig - \$250.00
- Wood burning stove - \$100.00 / obo
- 6-8 foot 14/4 X 14/4 spindle pepper/salt mill stock left. Also 12+ foot stock. Birch, maple, ash etc. 8 foot: \$15/stick or 2 for \$25. 12+ foot: \$22.50/stick or 2 for \$40.00
- 5/4 rough sawn boards of birch, maple, ash, hickory - \$2.00-\$4.00/board foot

Steve Schwarz (715)672-8690

Steve, who generously provides wood for the club, has wood for sale. Contact him at the above number or murfur@hughes.net.

Mentors

	<u>Name</u>	<u>Willing to help with:</u>		<u>Name</u>	<u>Willing to help with:</u>
	Richard Golde doc54701@yahoo.com 715-839-8880	Basic turning, Bowls Richard also offers his shop to those who don't have a lathe yet.		Brian George captainbg@gmail.com 715-834-8749	Basic turning Natural Edge Bowls Peppermills
	Rick Bauer pbrook@nelson-tel.net 715-672-5407	Hollow forms Bowls		Barry Grill bgrill@hotmail.com 715-568-4586	All aspects of turning Basic Hollow forms Bowls
	Bob Eberhardt ple13@charter.net 715-835-7300	Basic turning Bowls Sharpening		Fran Passe franpasse@yahoo.com 715-672-5762	Pens
	Bruce Scherlin bscherlin@centurytel.net 715-878-9490	Pens		Ron Bartz rbartz@charter.net 715-723-6343	Stacked ring bowls Basic bowl turning Spindle turning
<p>A guild mentor is a member willing to share their turning knowledge with other members of the guild. Feel free to call a mentor for your turning questions or for one on one help with your turning.</p>					