



Newsletter

April 2013

Table of Contents

Upcoming Events.....	1
Stacked Ring Bowl.....	1
President's Corner.....	2
Show and Tell.....	4
Monthly Demo.....	5
Board of Directors Minutes.....	7
Board Members.....	8
General Meeting Minutes.....	9
Classified Ads.....	10
Coffee and Chips	11
CVWG Mentors.....	12

Upcoming Events

- April 17th
- 2013 WWE Committee Meeting
 - 6:30 pm to 8:30 pm
- May 1st
- Board of Directors Meeting 6:00 pm
 - General Meeting 7:00 pm
 - Demo: Fishing Lures by Mark Palma
 - Tool Swap
- May 4th
- Make flowers for Mother's Day at the clubhouse
- May 11th
- Coffee and Chips 8-noon
- May 18th
- Workshop and Studio Tour
 - 9am to 3pm.

Stacked Ring Bowl



Ron Bartz' stacked ring bowl with medallion

President's Corner

“April showers bring May flowers” and that is the subject for May. May 12th is also Mother’s Day so it would be good to consider a shop made gift for Mom. Richard Golde will be doing the demo, making flowers, at the regular meeting on May 1st. The following Saturday (May 4th) and the next Saturday, Coffee and Chips (May 11th), we will be in the clubhouse to make flowers and get them ready for Mother’s Day on May 12th.

The flowers are just long stemmed goblets with saw cut rims made to look like tulips or roses or your favorite flower. Richard Golde will show us how and help us if we need him.

We will also have a demo from Mark Palma on making fishing lures. He showed some of his work at the April meeting. Fred Steffens also makes lures for catching Muskies. Sound like we may have a good demo on making lures just in time for fishing opener.

Program Director Open

John Layde is retiring from the position of program director after a great year of quality demos. He has done this job for a long time, so now we are looking for someone to succeed him. If you would like to help the club and have some good ideas on demos, let me know. We can use your help.

Workshop/Studio Tour – May 18th

On Saturday, May 18th, we will have a workshop and studio tour of 5 shops in the Eau Claire area. The shops will be open from 9am to 3pm and anyone can drop by and visit with the owner. It is always a pleasure to other people’s workspaces to get ideas about setting up your own shop or adding just that right touch or jig. Car pools can be arranged so several members can ride together. We will provide maps to get you to the shops on tour.

Alan Carter Demonstration Re-Cap

This event went very well and the subject matter was unique. We learned a lot of new techniques including how to make a split bowl and how to suspend a hollow vessel. We also used the new big lathes donated by Richard Golde.

But the attendance was poor with only 17 local members showing up to see the demonstration. We had 7 AAW members from regional clubs also attend, so they, apparently, thought the event was worth driving from Virocqua, Rochester, St. Cloud, Minneapolis and Saint Paul and other towns. Because of the poor showing by local members, we lost about \$721 on the event. This was disappointing.

Tool Swap

At the May meeting we are going to try something new. It is a tool swap. There will be a table at the front of the clubhouse where you can lay your tools with your name and prices. Club members will negotiate directly with you for purchase. You do not have to split your profits with the club.

Bring small tools, hand tools, bundles of magazines, wood pieces, DVDs, or books. Keep them small enough to fit on a small table.

2013 WWE (Fifth Annual)

The Fifth annual Wisconsin Woodturning Expo will be held this year on October 27- 27 at the Plaza Hotel. This is the only event of its kind anywhere within 300 miles of Eau Claire. Similar events are held at many other venues around the country and include the 2013 AAW Convention and Symposium in Tampa Florida. It is the consensus of most of the outside visitors to the 2012 WWE that this event is vital to woodturning in the upper Midwest. They come from as far as South Dakota, Iowa and Chicago, to say nothing of closer locales such as Wausau, La Crosse and Minneapolis.

These events require many volunteers to make them the success that they have been. There will be a volunteer callout on April 17th when the 2013 WWE Committee will meet at the clubhouse from 6:30 – 8:30pm.

If you are interested in attending or wish to volunteer, please come to this meeting. We can use your input and advice as well as your help. Remember that we have already voted on the main demonstrators and Mike Jackofsky and Curt Theobald were selected. Mike Jackofsky is a hollow vessel master, while Curt Theobald is one of the top segmented wood turners in the country.



CVWG Expo 2012 – Learn to Turn



CVWG Expo2012

Show and Tell



Mark Palma – Box and Lures



Mark Palma – Box and Lures



Jeff Fagan – Maple Hollow Form



Jeff Fagan – Root Ball Hollow Form



Jeff Fagan – Hollowing Jig



Jeff Fagan – Hollowing Jig



Virg McClelland – Scoop and Jig



John Nycz – Inside Out Ornaments

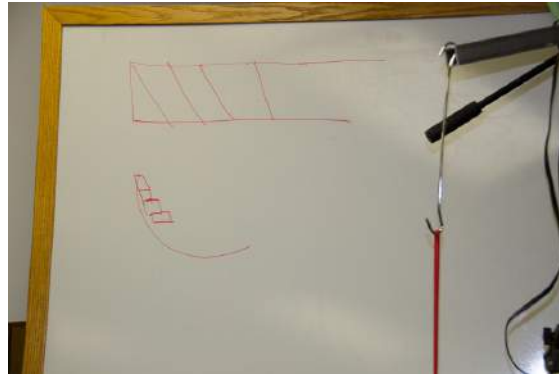


John Layde – Show and Don't Tell

Monthly Demo



Butcher block type of built up board



Top is a cross section of the cuts in a board



Ron's circle cutting jig



Concentric circles laid out on board

Below is a cross section of how the rings overlap


Ron Bartz demonstrated making stacked ring bowls, or bowls from a board.

The necessary tools for constructing a stacked ring bowl are a compass, protractor, sand paper and a thin kerf bandsaw blade of 6 tpi or higher. Since circles will be cut the back edge of the blade can be honed back to reduce binding.

The board can be either from solid wood boards or a glued up board, such as would be made into a cutting board. A 3/4" thickness works best.



Gluing jig, pressure applied by nut and washer.



Jig in use, note waste block

Start by laying out your bowl on graph paper. Determine the thickness of each ring based on overlap with the piece beneath and your own comfort level. Using the compass lay out a series of concentric circles on the board to indicate where cuts will be made to form rings.

The safest way to cut the circles is with a band saw, though they can be cut on the lathe with a parting tool. Be careful that the parting tool doesn't bind. Ron uses a self-built jig, there are many variants available online.

The easiest way to use the circle cutting jig is to cut the board in half and affix a waste block. Drill a hole through the waste block through the center of the concentric circles. When gluing the half-rings back

together make sure that the seams are flat. The rings have to be level and stack on top of each other with no gaps, to accomplish this affix sandpaper to a flat surface. Loctite medium tack spray adhesive adheres the paper to the surface like a post-it note.

For gluing up the rings Ron recommends Tite bond original. Tite bond 2 and 3 are more rubbery. The easiest shape for your first bowl is a more conical shape. As you are more comfortable with the techniques any shape can be made as long as the rings overlap properly. You can experiment with contrasting woods, alternating grain patterns and inlaying wood between layers. The bottom of the bowl can be closed with a medallion or other feature.



Example of decorative effects of alternating grain and wood.

Board of Directors Minutes

Chippewa Valley Woodturner's Guild
Board of Directors Meeting Minutes
April 3rd, 2013

- Brian George
 - Treasurer's report not available but there is about \$4800 in the account
 - Membership information not available
 - Alan Carter Demonstration
 - We lost \$721.00
 - 17 members showed up, 7 from out of area
 - Insurance Policies
 - \$425.00 policy has few benefits over \$90.00 policy
 - Motion to accept \$90.00 policy
 - Seconded and Accepted
- Rich Thelen
 - WWE planning session April 17th, recruiting volunteers
 - All board members part of team
- John Layde
 - New general meeting item "Show and Don't Tell"
 - Show unfavourable woodturning result, recruit advice from membership
 - Resigning as program director effective June 2013
 - The most popular demonstrations seem to be seasonal things
 - Demonstrations being organized on lathe maintenance and safety

- John looked into compwood, as demonstrated by Alan Carter
 - Sample pack is \$95.00 plus shipping
- Jim Gobel
 - Spoke about possible club fundraisers
 - Booth at local craft fairs, plus demonstration and learn to turn
 - Festival in the Pines
 - \$175.00 for a 10x10
 - Can we get sponsorship?
 - Phoenix Art Crawl
- Rich Thelen
 - Rich received a request for a yarn bowl
- Brian George
 - Long term building fund
 - Set aside wood auction money as restricted use funds
- Brian George
 - motion to adjourn
 - 2nd by Rich Thelen
 - passed
- Minutes recorded by John De Ryckere - Secretary

Board Members	
<u>Rich Thelen - President</u>	<u>Keith Jones - Vice President</u>
<u>Brian George - Treasurer</u>	<u>Richard Golde - Education Director</u>
<u>Tool Director - Tom Schye</u>	<u>John Layde - Program Director</u>
<u>Secretary - John De Ryckere</u>	<u>Jim Gobel - Webmaster</u>

General Meeting Minutes

Chippewa Valley Woodturner's Guild
General Meeting Minutes
April 3rd, 2013

- Rich Thelen
 - John Layde is returning as acting program director in June
 - John Layde looked into compwood, a sample pack is \$95.00 plus \$30.00 shipping.
 - More information is below
 - Rich Golde donated large Powermatic and Rikon lathes
 - Alan Carter workshop
 - 24 people showed up for the Saturday Demonstration
 - People came from far aways as Minneapolis, Rochester, Viroquoa and St. Cloud
 - We lost about \$700.00 on the event
 - Ron Bartz will be demonstrating stacked ring bowls, or how to make a bowl from a board.
- Compwood
 - <<http://compwood-products.com/>>
 - Can be cold bent, manufactured from hardwood with no chemicals
 - Popular woodworking article <<http://www.popularwoodworking.com/article/compwood-unleashed-and>>
- Minutes recorded by John De Ryckere, secretary.

Classified Ads

Paul Diederich has a Sears Craftsman Pro table saw for sale. Contact Paul at (715)834-9900




John Lonsdorf is looking for an old refrigerator or upright freezer. Contact John at <lonsdorf@wwt.net> or (715)874-5203



Coffee and Chips

There were about a dozen members at our Coffee and Chips.



CVWG Mentors

<u>Name</u>	<u>Willing to help with:</u>	<u>Name</u>	<u>Willing to help with:</u>
	Richard Golde Basic turning, Bowls doc54701@yahoo.com 715-839-8880 Richard also offers his shop to those who don't have a lathe yet.		Brian George Basic turning Natural Edge Bowls Peppermills captainbg@gmail.com 715-834-8749
	Rick Bauer Hollow forms Bowls pbrook@nelson-tel.net 715-672-5407		Barry Grill All aspects of turning Basic Hollow forms Bowls bgrill@hotmail.com 715-568-4586
	Bob Eberhardt Basic turning Bowls Sharpening ple13@charter.net 715-835-7300		Fran Passe Pens franpasse@yahoo.com 715-672-5762
	Bruce Scherlin Pens bscherlin@centurytel.net 715-878-9490		Ron Bartz Stacked ring bowls Basic bowl turning Spindle turning rbartz@charter.net 715-723-6343

A guild mentor is a member willing to share their turning knowledge with other members of the guild. Feel free to call a mentor for your turning questions or for one on one help with your turning.