


TURNING Threads

December 2025



Dan Brandner gave a demonstration on the ins and outs of the skew chisel.

What's Inside

PREZ Seyz
Page 2

A WOODTURNER MYSTERY
Page 3

NEW BOARD MEMBERS
Page 8

ADVANCED TURNING CLASS
Page 10

MEETING NOTES
Page 11

DECEMBER DEMONSTRATION
Page 12

SHOW AND TELL
Page 19

AT HOME SHOW AND TELL
Page 22

**President
Dan Brandner**

**Vice President
Bob Wilcox**

**Treasurer
Sue Mohr**

**Secretary
Jayne Kulberg**

**At Large Directors
Mary Weider
Joe Nycz
Ron Bartz**

Other Positions

**Membership
Scribe
Henry Troost**

**Newsletter Editor
Tom Leonard**

**Web Master
Dan Brandner
David Kulberg**

Hi All,

I hope everyone had a wonderful Thanksgiving and have many things to be thankful for!

The demo was by Dan Brandner on using a Skew! He was very detailed with his demo and did a great job explaining all aspects of a very difficult tool to use.

We had election of officers and we have some new officers.

President Dan Brandner

Vice President Bob Wilcox

Secretary Jane Kulberg

Please welcome them to their new positions.



I was lucky enough to be the VP for 2 years and Prez for 4 years. I enjoyed that time getting to know so many members. I have never been a member of an organization that is so willing to share, so much as this club does. Knowledge is being shared every time we get together. Thank YOU for making this club a great club!

I put on an advanced class on bowl turning. Showing how to make some more advanced cuts and options for mounting blanks and finishing the bottom of your bowls.

We had some parts quit working on our Bandsaw. The Board is looking into getting a new Bandsaw to replace our current saw. More to come on that.

We had a good turnout for our Open House on Saturday. The President's challenge for January is a skew project.

January demo will be by Bob Eberhardt on the use of a screw chuck, chucking a twice turned bowl, and chucking a bowl for finishing the bottom.

Merry Christmas to all and a Happy New Year! See you in January. **Bob**

Monthly Meetings

First Wednesday
of the month

Board Meeting at
6:00 pm

Social Hour at 6:00 pm

Meeting and
Demonstration

7:00 pm to 9:00 pm

Open House

Second Saturday
of the month

8:00 am to 12:00 pm

**Members and interested persons may contact the
Chippewa Valley Woodturners Guild by email at:
woodturnercvvg@gmail.com**

The Missing Neighbor

Part Three

At E.G.'s home, E.G. started the search for the Segret Haven Fishing Resort. It came up as being on Lake Tomahawk.

"That's really a long way off. How would he get there without a car?", wondered Snid.

"Must have had help. Is there a phone number?", asked A.G.

"Yeah. See if you can get someone to answer."

A.G. dialed the number and a person answered that it was the Segret Haven Fishing Resort.

"Hello. We are checking on the possible whereabouts of a neighbor. He may be staying at your resort. Can you check. His name is Brubaker. What's his first name? I don't know. Do anyone of us know his first name. Uh, no we don't. There isn't. Uh, maybe he came by to your bar or grill. He is in his nineties. Lots of white hair and has a mischievous demeanor. Don't remember anyone like that. Okay, thanks."

"A.G., maybe he and your father never stayed at the resort but did stop by occasionally. Perhaps he and your father had a cabin on the lake."

The clock showed near six o'clock. "Too late to call the county office to find out if there is some property in his name. Tomorrow may be too late."

"A.G. As much as I do not like to suggest this, but I think we ought to put our sheriff to work for a change."

"Yeah, not thrilled at that either. But Brubaker may need help."

A.G. got on the phone to the sheriff's office. He wasn't in the office. "Deputy Morris. This is A.G. and we have an emergency. I must talk to Barton right away."

"Seems like everybody has an emergency. Why would this be any different?"

A.G. explained the situation and the sheriff did ask to be informed.

"I'll see if I can get him. He's not going to be happy."

Barton came on the phone and shouted. "A.G. what is this about Brubaker."

"We know what the note means as to where he might be."

"Might. Might not. What do you want me for?"

"We believe that he has a cabin on Lake Tomahawk and we need you to make some calls and find out if this is so, then to send the sheriff out to check on him."

"You believe. And if he doesn't have a cabin?"

A.G. was getting close to losing it with Barton. "For once in your miserable life, act like a sheriff and do your job."

"You can't talk to me that way. A.G. If it's so important, do it yourself." And he hung up.

"Well, it was a shot, A.G. Any more ideas?" Asked E.G.

A.G. lowered his head and rubbed his forehead. He then got up and paced in the room. "As much as I don't like this, we are at a dead end until tomorrow morning. E.G. find out what county Tomahawk Lake is in and get the number of the County Court House. Be ready to call first thing in the morning."

E.G. rapidly searched for information on Tomahawk Lake. "It's in Oneida County and the land information is at the Oneida County Land Records. Um, opens at 8:00 till 4:30. Let's see who law enforcement is. Probably the sheriff. Yeah, the sheriff."

"Okay, Snid and I will be back early tomorrow morning."

"What about Goody?" Snid asked worriedly.

"I'll call him and let him know what we found. I'm sure he will want to join us."

"Suppose Barton finds out?"

"So, he finds out. He made his stand and so have we."

A.G. called Goody and let him know what they found and concluded.

"Gosh, A.G. and I missed out. Never thought it would go any further. If Brubaker is up north, how did he get there?"

"Don't know. Had to have help. Well find out later. For now, he still has to be found."

"Yeah, I guess so. I'll be at E.G.'s with you guys."

A.G. spent a restless night thinking about what shape Brubaker would be in and if he could have been reached earlier. He didn't know Brubaker that well and was now wondering why he was so invested in finding him. In one sense it was invigorating to be on the hunt so to speak just like the trying to capture the wood thief. Well, he told himself, things should calm down after this. Hopefully.

The next morning, he and the rest of the group gathered at E.G.'s. E.G. had coffee and some pastries ready to energize the group for the coming hours. As soon as 8:00 came, he would be ready to dial up the Land Records office in Onieda County.

A.G. and Snid paced around the room, while E.G. stayed by the phone and Goody concentrated on the pastries. He rarely had pastries or even thought to buy them.

"Where did you get these, E.G.?"

"Get what?" E.G. was concentrating more on the clock and the phone like he was expecting it to ring.

"The pastries?"

"Oh that. Down at Mables Café. She has just baked them. The convenience store stuff is not fresh baked."

"It's good. Not that I have eaten a wide range of pastries to compare. How about you Snid?"

"What?"

"The pastries. Good aren't they?"

"I guess. Haven't paid attention."

"I must have really missed something yesterday. You guys are really up-tight about this." Commented Goody while reaching for another pastry.

"It was a real rush when we figured it out. Knowing where he might be and not able to do anything about it, last night. Hope we are not too late.", commented Snid.

"According to my watch and the wall clock. It is 8:00. Here goes."

E.G. dialed the number and immediately got an answer. "Um, this is Aras Egle in Scanden, Wisconsin. Where is Scanden? Uh, it's about 50 miles north of Madison. Yes. Um. We are looking for a neighbor that disappeared twelve days ago. We have narrowed the search to the Tomahawk Lake area. We need to know if this neighbor, his name is Brubaker, has property in the Tomahawk Lake vicinity. What's that. His full name? We actually don't know. None of us has ever heard it or frankly even asked. You are checking. Thanks.

"She is checking. How come we don't know his first name?"

They shrugged. "Never seemed to come up till now."

"Yes. You have an Aurelius Brubaker."

The group looked at each other. "Aurelius?"

"And that is the only Brubaker with property along Tomahawk Lake. Okay, uh, can you give me the address and the number of the county sheriff? Okay, I got it. Thanks very much."

E.G. hung up and dialed the number of the Oneida sheriff's office.

"Aurelius? Guess we know why it was kept a secret. We'd have to call him Aure or something like that." Quipped Goody.

"If you called him that he would chase you with his shotgun.", added Snid.

"Hello. Oneida County Sheriff's Office. This is Aras Egle in Scanden, Wisconsin. We have a neighbor named Aurelius Brubaker that disappeared twelve days ago. He owns property on Tomahawk Lake. We believe he is at this property and may have been injured or have some medical issue. Am I a relative? No. But we were contacted by his son-in-law and daughter. What do I want the sheriff's office to do? Send out someone to see if he is okay. His address? It's on Sylvan Shore Road. Fire number 45678. Thank you. Could I get a call back on his condition? Thanks. Now we wait."

A.G. had been quiet through all this and now he had to keep everyone's mind elsewhere.

"Do we still want to go to the AAW Symposium as planned?"

"It's still a few days away. No reason not to." Answered E.G.

"I think we ought to bring Brubaker home. Assuming he is able that is.", said Snid.

"His daughter and son-in-law can do that.", replied Goody.

"I know. But we are the reason why Brubaker will be found and should be there to help to sort of finish the matter.", added Snid.

A.G.'s phone rang. It was Bertha. He put it on speaker.

"A.G., been meaning to get back to you but other news intervened. Now, I am assured from a reliable source that a certain female person in town who is not presently attached has been seen with a male person who is attached. Now, sometime the day before yesterday, the ex of this female person

arrived in town and was directed to a certain place where he found the aforementioned persons, let's say they were romantically engaged. Well, he was furious and proceeded to kick the attached male and knock him down. Well, you couldn't guess what happened next. The ex-helped the attached male up, brushed him off and apologized saying he forgot he was no longer married to her. His ex had fainted. He looked at her then walked away. Ha. Ha."

"That certainly could be distracting to you. Uh, Bertha, what about the nephews?"

"Oh. Yeah. Well, I informed Martha that those scalawags may be Brubaker's nephews and Brubaker has gone missing apparently to avoid them. When they came in, she waved the waitress, Donna Smothers away. You know her don't you? Sweet little gal with glasses. Anyway, Mable asked them if they were Brubaker's nephews. They didn't deny it. Then she told them that Brubaker was missing and may be dead because of them. Well, those scalawags brightened up and wanted to know if he was definitely dead. That was the wrong thing to say to Martha. She went into the back room and got a broom and proceeded to beat the boys with it. They screamed and hollered and threatened to have her arrested but Martha said go ahead. They picked the wrong town. Told them not to come back or they would get the same."

A.G. and the rest got a good laugh.

"Say, A.G. What is the latest on Brubaker?"

"We managed to figure out where he might be. He has a cabin up on Tomahawk Lake and the sheriff is on their way to check on him."

"Well, thank God you guys figured it out. Do you think he's okay?"

"Brubaker is a tough old bird and it would have to be something extreme to take him out. Here's hoping."

"Yeah, keep me posted."

"Will do."

E.G. got up and headed for the kitchen saying he was going to fix breakfast. Snid and Goody followed asking what was he going to cook.

“Eggs, bacon and maybe some hashbrowns if I have any left.”

“Is there enough for us too?”

“There’s plenty. Hope you like scrambled eggs. Yolky eggs are more of a challenge but scrambled is quicker. A.G. You joining us?”

A.G. came into the kitchen. “Sure, why not.”

“Hope you like the bacon crisp. Half cooked bacon not my style.”

They all agreed to crispy.

“He, he. I sure would have liked to have seen Martha swatting those nephews.”, commented Snid.

Probably going to be the talk of the town for a while.”, said Goody.

It was fifteen minutes until E.G. had the food ready.

“Wow, E.G., where did you learn to cook?”, asked Goody.

“My wife, Angel. She really fattened me up. Made sure that I at least knew the basics. It was my job to make breakfast on Sunday morning. Wasn’t always eggs and bacon and hash browns. Or at least in the form I just cooked. There are a lot of variations. Eggs are quite versatile you know.” E.G. suddenly went quiet realizing he was talking about Angel.

All four ate in silence with their minds on what the Oneida sheriff would find at Brubaker’s cabin. A.G. was also thinking about E.G. accidentally letting out about his wife. For some reason A.G. never asked about E.G.’s wife nor did E.G. ask about A.G.’s wife. He thought maybe the two should get together and air it out between them. A.G. knew Snid was never married and Goody’s wife was alive and well. Perhaps their losses were

being held in too long.

It was two hours before the Oneida Sheriff’s office called.

E.G. answered the call. “Yes, this is Aras Egle. You did? How was he? He was. That’s sounds like him. He was sent to the hospital in Minocqua. Thanks. I’ll inform his daughter and son-in-law.”

“Well, what did they say. How come you didn’t put it on speaker?”, an anxious Snid asked.

“Oh, I forgot. Brubaker was in the cabin and he had a broken leg. When he apparently hobbled to the door, the first thing he said was ‘it’s about time you got here I was running out of food.’ Brubaker has fashioned a splint for his leg and he was taken to the hospital in Minocqua.”

“Tough old goat that one. He really has to have it out with those nephews. I wonder what really is in his will that they are so anxious to see?”, commented Goody.

“I need to make a couple of calls to those waiting to hear about Brubaker.”, added A.G.

A.G. called the son-in-law and then Bertha. Bertha laughed and said she was going to give that old man a talking to.

A.G., Goody, and Snid decided to go home and get some sleep. They were outside E.G.’s home when who would show up but Sheriff Barton. They could tell as he got out of the squad car that he was steaming. They looked at each other and smiled. Apparently, the over-the-hill meddlers had struck again.

Barton approached the group with a red face and flaring nostrils. He stopped in front of them and put his hands on his hips. “So, you did it again. Don’t you have any respect for law enforcement at all?”

“Barton, what exactly did we do. If I may respectfully ask what we did again?”

“You know what you did. You bypassed me once again. I should have been informed and I am the one who needed to inform the Oneida Sheriff of the situation. Me. Not you goofs!”

“Wow, fellas. I didn’t know Barton could be so passionate about the responsibilities that he wasn’t even interested in pursuing.”

“Don’t push it A.G. I could jail all of you.”

All four started laughing. Barton got even angrier and even more red faced.

“One of these days you old buttinski geezers, I’ll run you all in for interfering with my investigations.”

“Huh. We are old buttinski geezers now. His vocabulary is expanding.”

“Don’t mock me, A.G.”

“Oh, was I mocking you? Didn’t realize it.”

Barton banged his fists on his squad car and shouted, “One of these days. One of these days!” Then got in his squad and sped off.

“Huh. If we did that, he would cite us for reckless driving.”, noted Goody.

They all had a good laugh and parted.

The End

Next up: The Ghost House. The origins of Jamison’s cow will be revealed and the story has a surprising and unexpected ending.

VIDEO OF THE MONTH

How to Turn Handles on a Bowl



2026-2027 BOARD OF DIRECTORS



Dan Brandner
President
and Web Master



Bob Wilcox
Vice President



Sue Mohr
Treasurer



Jayne Kulberg
Secretary



David Kulberg
Web Master Assistant



Henry 'Chip' Troost
Membership Scribe



Mary Weider
Ron Bratz
Joe Nycz
At Large Members



Tom Leonard
Newsletter Editor

FUTURE DEMONSTRATIONS

**Meetings are the first Wednesday of the month at 7 pm.
Open house is the second Saturday of the month from
8 am to 12 pm**

Meeting Dates and Demonstrations

2026 Jan 7 Bob Eberhardt - Finishing the bottom of a bowl, multiple ways/ foot styles,

2026 Feb 4 Ron Bartz - Bowl from a board

2026 Mar 4 Joe Nycz - Cutting screw threads with the bit in the Lathe

2026 Apr - TBD

2026 May - TBD

2026 Jun - TBD

2026 Jul - TBD

2026 Aug - TBD

2026 Sep - TBD

2026 Oct - TBD

2026 Nov 4 Dan Brandner - Fancy spindle turned icicle ornament (Xmas theme) and Christmas tree with a star on top, Raffan, Skew work

2026 Dec - TBD

May Open House Date

January 10 from 8:00 am to 12:00pm. If coming after 10:00, please inform us through the web site the night before at: woodturnercvvg@gmail.com. Meetings and Open House are held in the Eau Claire Insulation building at 1125 Starr Ave on the northeast side of Eau Claire, WI. Look for the meeting sign. No sign—No meeting.

Next Month

Bob Eberhardt

Bottom bowl finishing



ADVANCED TURNING CLASS

On Sat Dec, 6th, Bob gave an advanced course on using the bowl gouge with unsupported cuts, and further direction on using the scraper, especially inside the bowl. These are cuts not normally covered in the regular beginners' classes making bowls. A few pictures are attached. There were about 12 attendees.




FOCUS ON SUGAR PINE

[Milling the Sugar Pine](#)

[Sugar Pine Information](#)

[More Sugar Pine](#)

[Uses for Sugar Pine](#)



Pine-Red

Pine-Ponderosa

Pine-Sugar

Pine-East White



Raffle

Raffle continues through Dec, tickets still available. See Sue Mohr for tickets. Ticket will be drawn at Jan meeting, and another raffle will start.

President Challenge Winner

Fred Steffens won the snowman challenge, as the only entry participating. Dan chose not to participate because he won last time.

New President's Challenge

President's challenge, make something with a skew for Jan 2026 meeting.

Show and Tell

There were hardly any Show & Tell items. Fred Steffens Snowman, Dan's two snowman/snowwoman, and Barry Grill brought in two item.

Christmas Gift Exchange

Xmas exchange was done for those who participated, coordinated by John Layde.

New Officers

New officers were nominated/volunteered, Dan Brandner pres, Bob Wilcox vice p, Jayne Kulberg volunteered to take some demo notes and maybe meeting minutes, David Kulberg volunteered to learn about the website updating. Sue stays on as Treasurer.

Logo Wear

The ordering of the logo wear was light, so we are extending the chance to order for another month. Even though this link still says, through Dec 5, it is now active again through our Jan meeting.

The past link wasn't working for all people.

Please forward this "working" link to all members, and maybe put in newsletter.

<https://impact-ec.commonsku.com/shop/3bba11e0-e067-4f85-a5ea-a5ff233d4c34>

Dan Brandner

The Skew

Dan Brandner

Dan's demonstration did not involve making a specific item, but lots of tips and tricks on handling the skew turning tool plus web sites that demonstrate the skew.

How I learned (I'm learning) the Skew


How I learned, Harbor Freight skew, planing all spindles, planing around the end of a spindle

Nothing to be afraid of. Catches happen with gouges too. They can be scary though

Learn how it works

Learn what causes catches. Then, don't do that

Practice catches to understand what causes them



What is a skew?

A simple shape

Primarily used for spindle turning

Has to be deliberately used, or it will let you know

Very versatile tool, used by production turners worldwide daily

Easy to sharpen, must be kept sharp

Sharpening is not really grinding, just cleaning the bevel (Findley)

It is easier to touch up the edge (hone) on a skew with a flat edge than it is to touch up a curved gouge edge

Different types of skews, (Gray props & my skews)

Types (Shapes) of Skews

Beading and parting tools

Cross section of skews, Square cornered, Rolled edge, Oval, Round, Beading tools

Parting Tool as a small skew (Beading and Parting tool)

Richard Findley's Signature Tool

Parts of a Skew – Skew Anatomy (Large Prop)

Shank, Bevel, Toe, Heel, Heel edge, Cutting edge, Skew angle, bevel angle, bevel length etc.

Terminology

Skew angle, relative to a perpendicular to tool axis

Bevel angle (included angle is 2 times the bevel angle (each side)

A little pointier can make finer cuts, sharper, but requires precise control

For harder woods, can be less pointy, more strength and durability of edge

15° - 20° per side is a good all-around angle for soft and hard wood

Presentation angle

Around 45° is optimal. May be different in tight spaces.

Riding the Bevel (gliding the bevel)

Catches

The skew will let you know if you are not using it correctly

Nothing to be afraid of. Catches happen with gouges too. They can be scary though.

Learn how it works

Learn what causes catches. Then, don't do that.

Practice catches to understand what causes them.

Inattentiveness... (Story)

Dig in of tip (planing too high on edge)

Bigger skew, less chance of dig in, use in planing, especially larger diameters.

Less chance with Lacer style skew where Toe is ground back.

Edge slips out of its bevel cut (bead rolling). (Sharper tools have fewer catches)

Run back (edge before bevel)

Skating when planing, or starting V cuts (losing the bevel)

Planing on upper half, can grab, because it can flatten onto rest

Note point of contact in line with tool rest contact

A, B, C, D of turning

Anchor, Bevel, Cut, Direction...

Don't skip a step

Types of Cuts with a Skew

Planing – shear cuts

Tool rest higher than typical. Contact with spindle about 11:00 position

Tool on rest (Anchor), Bevel on wood (Bevel), Raise the handle (Cut/Contact), then Direction of cut

Holding tool in cutting position, let your body sway or glide sideways, don't move the tool with your arm.

This is the dance of the wood turner.

Skew Rides on its corner, lower half of cutting edge (center to heel)

On rest about in line with wood contacting cutting edge

Bevel in contact almost burnishes the wood, making an exceptionally smooth surface

Too steep an angle can leave an unsmooth, wavy cut, chatter if bevel isn't rubbing/gliding leaving ridges.

Large diameter vs. small diameter difference.

Wider skew vs. narrow skew and difference.

When Planing...

Less than 45° cutting angle removes more quickly but can be catchy, closer to peeling.

Larger than 45° is less efficient, removes less wood and is therefore less smooth.

Peeling – just like parting tool

Beading and parting tool

With a skew, take small amount at a time

Easy to make a tenon, or a tapered tenon

Roughing a spindle can be done this way

V-cuts (paring)

Ever try to begin this cut with a spindle gouge and it skates away?

Tip must engage first so bevel immediately has something to ride on.

Firm control of the tool. Lift the tip in.

Line bevel up with cut direction you want to make

Alternate sides, because of bevel, don't actually have to rotate too far.

Thumb stop, hand under rest as kind of fulcrum

Tipping/lifting in, creates support for the bevel immediately

Pushing in, if unaligned get a skate right away.

Practice v-cut catches, Skating

Tip must be sharp

If it doesn't feel easy, or needs excessive force, probably not sharp enough

V cuts are a nice decorative or separating element.

Paring – end grain (V cut with straight side)

Skew naturally keeps top edge away.

Beading and parting tool, be careful paring end grain, where skew is backed away naturally.

Paring end grain is like a straight walled V-cut

Tip must be sharp

If it doesn't feel easy, or needs excessive force, probably not sharp enough

Turning beads

Turning beads, use heel, bevel must be in contact

I started planing around the corner. However, it is easier to use the heel point

Begin that planing with the heel engaged, then go around the corner.

Jones uses a planing cut, but that is an advanced cut, needs more control. Catchy

Beginners should stay with the heel cut.

A little at a time, keep the bevel in place, plow a groove and have a feathered edge

Don't lose the edge

Reach under, palm up holding tool to start a bead rolling left. RH, opposite if LH

Hand on top of tool to start bead rolling right, RH, opposite if LH

Roll with hand on tool handle. Other hand holds tool to rest, doesn't do control.

Each pass is a practice run as you round out your bead.

You still have to swing the handle around just like on the end with the spindle gouge.

But the edge is in line with the tool handle.

Can use heel or toe. (visibility) Turn over if you can't see at the end.

Straight skew, beading and parting tool, has two points the same. Findley's tool.

Don't rush it, you can go slow.

Spiral on a bead is loss of bevel contact.

Turning shallow coves

Kind of just like a gouge with a straight edge.

Spindle gouge works nicest for tight coves.

On tight coves, may use another part of the skew for support. (Spindle ornament)

Spindle roughing gouge works great to rough out the spindle or make large sweeping coves.

Finish or clean them up with your skew.

Scraping cuts – end grain grooves, center point for drilling

Grooves on end grain is an example of a scraping cut.

I use my skew to make starting points for end grain drilling.

I also use my skew to make tapered inside mortices for chucking.

Turning Speed - Affects how fast you can move tool horizontally.

Move tool slower, if lathe is turning slower

If you move tool too fast; you may get a ridged surface.

Too steep of cutting angle can also give you a wavy surface.

Other Items

Note different issues with large diameter spindles

Note different issues with wide vs. narrow skews

Note issues with real tiny skews

Using parting tool as a tiny skew

DECEMBER DEMONSTRATION



Dan described the anatomy of a skew with a prop .



Dan demonstrating rolling beads.



Dan demonstrated the planing position with a Skew.



Dan demonstrating a Toe Dig-In catch with the Skew.

DECEMBER DEMONSTRATION

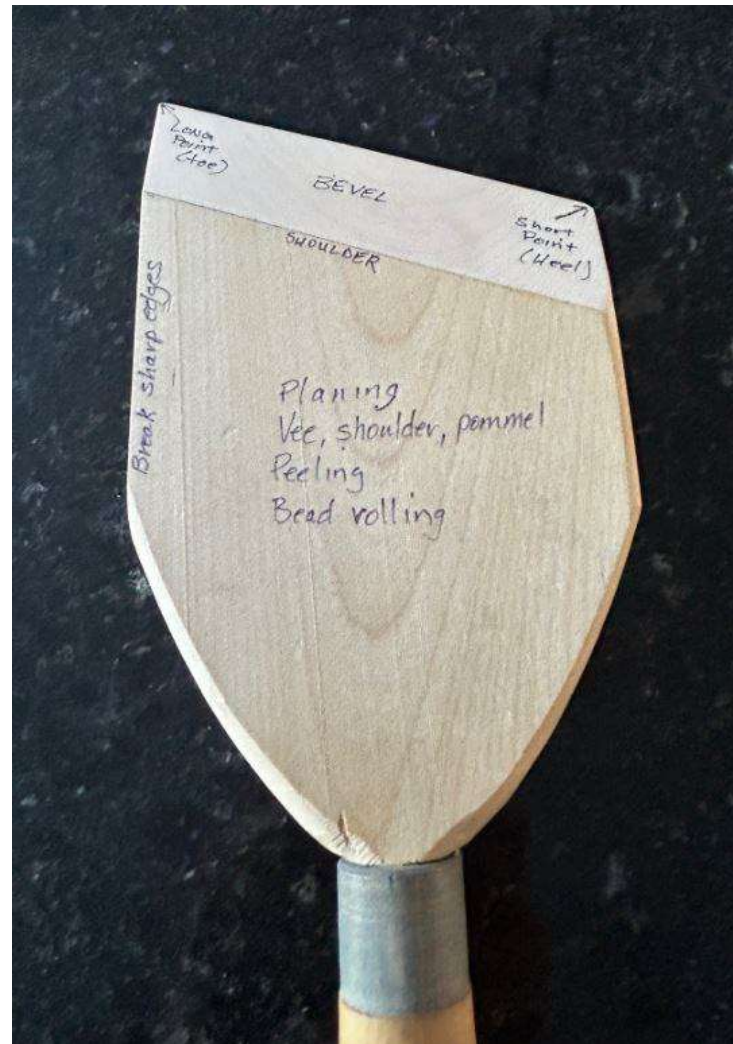


Above: Props that Dan used to demonstrate types of Skews.

Below: Dan's collection of skews.



DECEMBER DEMONSTRATION



Props used by Dan to demonstrate various aspects of the skew based on a prop of Jim Echter's.



Props demonstrating a Toe-Edge (at left) and a Heel Edge (at right).

Dan uploaded his notes and other supporting materials to our website, including a selected list of “Learning Skew Videos”. Here are the links.

[Skew Demo Outline](#)

[Skew Anatomy](#)

[Learning Skew Slides](#)

[Useful Leaning Skew Videos](#)

Barry Grill



Right: Catalpa vase with exterior stain.

Below: Very irregular Chery Burl bowl—vase.



Fred Steffens



A snowman made 70 years ago.



Dan Brandner



Two snowmen.



Photos for Show and Tell and Gallery provided by
Dan Brandner and Mary Weider



Randy Patzke

The inside of a bowl made from floor flooring underlayment.



Randy Patzke

Open segment bowl with walnut top ring. Sides are walnut, cherry and maple.



Here are four french style roller pins I made. They are all laminated pieces I talked to a chef I know about finish to use. His recommendation is no finish just wipe the flour off when done. The natural enzymes in the wood are able to do their thing.



**Tennessee Association of
Woodturners 2026
Symposium**

January 30-31, 2026
Franklin Marriott Hotel and
Convention Center
Franklin, TN

**Florida Woodturning
Symposium**

February 20-22, 2026
RP Funding Center
Lakeland, FL

**Turn-On Chicago
Woodturning Symposium**

July 30-August 2, 2026
Hilton Hotel
Northbrook, IL

**SW Florida Wood Art
Expo**

January 9-10, 2026
Charlotte Harbor Event Center
Punta Gorda, FL



**AAW's 40th International
Woodturning
Symposium**

June 4 - 7, 2026

Raleigh Convention Center in Raleigh, NC