


TURNING

Threads

March 2026



Joe Nycz demonstrated cutting threads with a 60 degree cutter.

What's Inside

- PREZ SEYZ**
Page 2
- MARCH MEETING NOTES**
Page 4
- FOLK ARTS FESTIVAL**
Page 5
- VIDEO OF THE MONTH**
Page 6
- WOODTURNER MYSTERY PART 3**
Page 7
- FOCUS ON TIBETIAN CHERRY**
Page 12
- FROM LOG TO BOWL**
Page 13
- MARCH DEMONSTRATION**
Page 15
- WALNUT HARVEST**
Page 18
- SHOW AND TELL**
Page 19
- WOODTURNING EVENTS**
Page 26

**President
Dan Brandner**

**Vice President
Bob Wilcox**

**Treasurer
Sue Mohr**

**Secretary
Jayne Kulberg**

**At Large Direc-
tors**

**Mary Weider
Joe Nycz
Ron Bartz**

Other Positions

**Membership
Scribe
Henry Troost**

**Newsletter Editor
Tom Leonard**

**Web Master
Dan Brandner
David Kulberg**

Hi All,

I hope everyone is getting to do some turn-
ing.

We had 38 attendees for February's meeting
with 48 members now paid up for 2026
dues.

The Folk Art Festival was a success, and we
made \$272 for the club selling member
donated items. Two people who stopped to
talk to us at the Festival came to the Open
House on Saturday with the husband inter-
ested in joining the club.

The demo was by Joe Nycz on cutting
threads with a 60° cutter head in the headstock. Both the inside and outside threads
are cut by advancing the wood pieces into the turning bit in a very controlled manner
advancing by an indexing threaded shaft. See the demo writeup for more details

There was a light turnout for the open house Saturday, with the two new people stop-
ping to see the shop. We did a shop clean-up following the open house in preparation
for Phil Holtan's return on March 21st. Cleaning helpers were Paul Meske, Bob Eber-
hardt, Ron Bartz and Dan Brandner.

April 1st demo will be by Dan Brandner on manually making duplicate small pieces
like cribbage pegs or chess pieces. This was from a request by Grayson Schwartz.
Thank you Grayson.

We had another suggestion from Kate Mullins on techniques on shaping a bowl rim.
We are planning that presentation for June.

We will have the raffle drawing for the Robust tool first thing at April's meeting, and
start the next raffle which will be on going for the next 3 months.

Feed My People bowls can still be brought in to the meeting. John Layde will pick
them up at the May meeting.

The President's challenge for the April meeting was to turn two matching wooden
Easter eggs.

Looking forward to seeing all who can make it to our April 1st meeting. **Dan**



**Monthly Meet-
ings**

First Wednesday
of the month

Board Meeting at
6:00 pm

Social Hour at 6:00
pm

Meeting and
Demonstration

7:00 pm to 9:00 pm

Open House

Second Saturday
of the month

8:00 am to 12:00
pm

**Members and interested persons may contact the
Chippewa Valley Woodturners Guild by email at:
woodturnercvwg@gmail.com**

Humorous Signs



FUTURE DEMONSTRATIONS

Meetings are the first Wednesday of the month at 7 pm.
Open house is the second Saturday of the month from
8 am to 12 pm

Meeting Dates and Demonstrations

- 2026 Apr 1 - Dan Brandner - Manually duplicating small pieces
- 2026 May 6 - Chip Troost - Turning a Dibbler for planting season
- 2026 Jun 3 - Bob Eberhardt - Technique and style re bowl rims
- 2026 Jul 1 - John Layde - Turning Gizmos
- 2026 Aug 5 - TBD
- 2026 Sep 2 - Bob Eberhardt - Rolling pin with bearing
- 2026 Oct 7 - Dan Brandner - Fancy spindle turned icicle ornament
- 2026 Nov 4 - Bob Eberhardt - Lamp base with long drilled hole
- 2026 Dec 2 - Dan Brandner - Turning tiny things

April Open House Date

April 11 from 8:00 am to 12:00pm. If coming after 10:00, please inform us through the web site the night before at: woodturnercvwg@gmail.com. Meetings and Open House are held in the Eau Claire Insulation building at 1125 Starr Ave on the northeast side of Eau Claire, WI. Look for the meeting sign. No sign—No meeting.

Next Month

Dan Brandner will demonstrate duplicating small objects



General Topics

Still looking for help in coordinating Demos.

Please consider helping out.

Also a thank you to Bob Wilcox, Jayne & Dave Kulberg, Chris Burns and Hannah Palmer for helping out.

Still requesting ideas for future demos, or advanced courses.

We have had two great suggestions from Grayson Schartz and Kate Mullins.

Since April's demo will be on turning small duplicate pieces, the President's challenge will be the same. Make at least two similar pieces by spindle turning. Suggestions are shaker pegs, finials, cribbage pegs, drawer handles or knobs, game pieces, etc.

Bob Eberhardt got a call about some Walnut and a few members helped procure some wood for turning. We thank Mike Westphal for this donation. See photos on page 18.

Dan Brandner had a friend give him some HUGE cherry blocks, with only 3 fitting in the back of his truck. The blocks couldn't be lifted, so after he split them and chain sawed the corners off, he SLOWLY turned the largest blocks he ever had on his lathe. Cored and rough turned, it will be interesting to see what these turn into after they are dried. See photos on page 13.

Meeting Demonstration Suggestions

Apr Turning Chess Pieces, manual duplication - Dan Brandner

May Turning a Dibbler - Chip Troost

Jun Turning Bowl rims, techniques and styles - Bob Eberhardt

Jul Turning Gizmos - John Layde

Aug

Sep Turning a Rolling Pin with a bearing - Bob Eberhardt

Oct Fancy spindle turned icicle ornament - Dan Brandner

Nov A lamp base with long-drilled hole - Bob Eberhardt


Dec Turning Tiny Things, - Snowman corncob pipe, nose - Dan Brandner

Advanced class ideas

Band saw techniques for wood turners - Bob Eberhardt

Using the skew - Dan Brandner

CVWG members Dan Brandner, Ron Bartz, Jerry Lilly, Bob Eberhardt and Jayne Kulberg attended the event to show the public what a woodturner can do with a piece of wood.



FOLK ARTS FESTIVAL

Pictures from the Folk Arts Festival



VIDEO OF THE MONTH

Make a Baby Stool



Part 3 of the Ghost House

A.G. asked Degan to call the Martins and let them know that he would like to get any information they had on the house. Degan would set it up and call A.G.

At 9:00am the next day, A.G. arrived at the Scanden Hotel with his meeting with the Martins. He was received cordially.

Michael Martin was in his fifties with thinning hair that was combed back into a small pig tail. He was casually dressed in slacks and loose shirt. Eleanor Martin was small shy woman demurely dressed in a high blouse and mid length skirt. She had long white streaked hair parted with half on one side of her shoulders and the other half over the other shoulder.

“I don’t know what I can tell you Mr. A.G. We know little about the house. Didn’t even know it existed until we received a visit from a lawyer from Chicago. He came to give us the deed to the property explaining that Eleanor was the last of the line of the Van Dorens. My understanding is that the house was named the Westchester because the family came from Westchester in England.

“I can’t tell you how appalled we were when we saw the house. It is in terrible condition. And what were we expected to do with it. We thought that maybe sprucing it up and make a Bed and Breakfast out of it as being a possibility so we wanted it cleaned up enough to get an idea of what it might look like. Well, that idea got trashed. We just want to get rid of it.”

“You say that the screaming and noise started when you entered the house?”

“Yes, almost immediately. Our first quick impression was that it was very dusty and devoid of any furniture. I can only say that the woodwork inside was still in very good condition. I’m surprised that the place hadn’t been invaded and defaced on the inside.”

“Degan has been here all his life and feels there is a historical value to the house. So, in a sense I and some friends got interested in finding out why it is considered haunted.”

“That lawyer could have told us about that. A little detail that would have been valuable. I thought that deeding it to the city for a fire practice would be the best way to get rid of it.”

“I for one do not believe in ghosts or a house being haunted. There has to be an explanation.”

“Good luck with that. Here are the keys. Not that you will need them. We left the house open but when we got to the car, the door slammed shut. The gate is also open.”

Once down in the lobby of the hotel, A.G. called Bertha.

“A.G. , what are you up to? Rumor has it that you boys are going to the haunted house.”

“Word sure gets around fast. That’s true. What I need now is the name of the Scanden Historical Society head so some research can be done on the Westchester House.”

“Well, you come to the right place, I’ll give her a heads up. She will be delighted. It’s Marg Zabrowski. I’ll call her and ask her to help you. Not many interested in Scanden history except an occasional tourist.

“Speaking of the Westchester House, I have it on a reliable rumor that Jim Cranston was up near that house and swears he saw something. Now mind you, Jim likes his sauce and gets a bit, shall I say pie eyed and occasionally see things such as pink elephants. Except this time, it was something smoking by the house. It scared him so bad he dropped his bottle and rolled down that hill by the house. Nobody believed him of course, but I never heard of ghost smoking.”

A.G. chuckled. “I suppose you can never tell what today’s ghosts will do. Thanks. I’ll wait for her call.”

It didn’t take long for Marg to call and arrange a meeting at the society building.

A.G. entered the society building where Marg was waiting. It was in an old brick building that was plain and unassuming. Typical of early structures in

Scanden. A.G. had to ask about the building. “What was this building used for before it was the historical society?”

“Old buildings like this were always the courthouses. It was replaced by the newer court building that also serves as the county sheriff’s office.

“A.G., I’m so delighted that someone in this community is interested in its history. Bertha said you wanted to know something about the Westchester House.”

“Yes. Degan contacted me and my friends about investigating why it appears to be haunted.”

“Well, it certainly has been thought to be for a lot of years. Things like this tend to be just local legends that never has had any proof. Well, let’s see what I have on file.”

Marg was probably in her late sixties, average height and a face that tended to be stern looking. She had short puffy hair style common amongst older women. She was once a school teacher or some old timers like to still refer to teachers as school marms. Retired but has been associated with the historical society for many, many years. And if anyone could give A.G. valuable information, it would be Marg.

“Let’s see what we have. It was built in 1898 by Douglas Van Dorens as a getaway for his wife and himself. Seems the wife, Dorabelle, was a bit high strung and the location was thought to have a calming effect on her. The house caused a lot of comments from the locals who were just simple farmers and viewed the house as a monstrosity. Though the type of house was common in England, it was really out of place in Scanden, which was at the time had the name of Pottersville.

“Sometime in 1912, Dorabelle was reported as having died. Rumor had it that she committed suicide or maybe was murdered by her husband. Two years later, Douglas mysteriously died. There were rumors that the nearby neighbors heard screaming regularly from the house even after Douglas supposedly died.

“Now, in 1914, a cousin Matthew Van Dorens took over the house, but only stayed until 1918 and abandoned the house. Rumor had it that several Van Dorens were killed when a ship they were on was sunk by a German U-Boat. Hmm! There is something here about the house was reopened in 1926 by Stephen Van Dorens. As far as I can tell, it was been abandoned once again in 1930 when the Depression hit and there has been no one there since.”

“You can add that the last surviving Van Doren, Eleanor, and her husband Michael Martin were given the house, although they never even knew about it. They decided to see if a Bed and Breakfast might work, but strange noises made them change their minds.”

“Ah! So, the ghosts have returned!”

“Let’s hope not. Degan would like the house saved but the Martins want to get rid of it possibly turn it over to the fire department to burn down.”

“That would be terrible whether it is haunted or not.”

“Are you saying you believe in ghosts?”

“No, but it would make a good local attraction as a haunted house for tourists.”

A.G. suddenly got quiet and started thinking.

“What are you thinking, A.G.?”

“Is it possible that there is a bit of missing history about the Westchester house? Could the owners in 1926 turned it into a haunted house attraction? It would account for the mysterious goings-ons for all these years.”

Marg then got quiet and contemplative. “You might be on to something. I’ll dig further and see. The twenties were a good era for something like that. But it seems impossible that whatever was created could still be working after all these

years.”

“Yeah, I know. I’m going to find out. I’ll let you know what I find.”

A.G. met E.G. and Goody outside the historical society building. Goody was driving because only one car was needed and Goody insisted there be a way to get away from the house. They were all quiet until the gate of the Westchester house was reached. All three got out and looked at the overgrown yard and decrepit house. The gate was open so the gate key was not needed.

“Last chance to back out.” Commented A.G.

“Gone this far. In for a penny in for a pound. I mean dollar.” E.G. corrected himself.

“Let’s get to it.”

They all piled back in the car and Goody proceeded up the driveway. It was a circular driveway that had been overgrown but enough still showed for Goody to follow. Goody stopped the car in front of the house front steps.

A.G. and E.G. got out and were about to go up the steps when Goody asked whether he should keep the car running. A.G. answered no.

When on the porch, A.G. commented to E.G. that Snid said that he knocked on the door and it swung open rapidly. He decided to try that first. A.G. knocked on the door being careful not to be in front of the door. When he knocked it swung open and there were screams so eerie that it even made A.G. flinch. After a few seconds it swung shut.

“Why didn’t that happen to the Martins?” Asked E.G.

“Probably because they didn’t have to knock. Let’s see what happens if we just open the door and go in.”

The door opened easily and the two entered. A.G. turned on his flash light and examined the hinges.

“Hm. Hinges are a bit odd. Looks like they were made to rapidly close the door if opened fully. Can’t tell why knocking would trigger the rapid opening. There is a wire from the ceiling connected to the hinges. Really innovative if nothing else. Definitely not something ghosts would have set up.”

“Just who would do something like this?” E.G. asked as they began examining the entrance room.

“I have a theory but it needs some proof.”

The screeching and screaming started and when they looked up the stairs a very unnatural figure appeared and then disappeared. “A.G. that looked real.”

“Yeah, I’ll have to agree. I wonder how many more of those are waiting for an entrance.” Mused A.G.

“I don’t know about you, but this is getting really spooky.” E.G. with trepidation.

They continued wandering through the house with continuing screams and moans and figures of hideous beings suddenly appearing. Nothing of real interest had been found. When they got to the kitchen, A.G. got curious about something that seemed missing.

“E.G. See any back stairs or exit door in this room or any indication any other stairs to the cellar?”

“Doesn’t seem to be any.”

“Has to be some way to get to the cellar? Let’s go and inspect the outside for a cellar door.”

Goody got out of the car when A.G. and E.G. came out of the house apparently unscathed by their sojourn into the ghost house.

“Are we ready to go?”

“No, not yet. We are going to go around the house and see if we can find an outside entrance to the cellar?”

“Wasn’t there an inside entrance?”

“Not that we could see.”

The three began their investigation of the exterior of the house. Vegetation was high around the house so they had to push aside it to see if anything was hidden. In the back of the house, the outside entrance was found. It was an egress that had bricked stairs and low bricked wall on both sides of the steps. The big surprise was the door. It was a heavy metal door that overlapped the door frame.

“Would you look at that. You’d think the cellar was a gold repository or something.” Said Goody.

A.G. went down the steps and examined the door. “It doesn’t have a door handle or a key lock. Wonder how one gets back in the cellar after coming out?”

A.G sat on the brick wall which was a couple of feet higher than ground level. He peered out at the landscape and suddenly jumped up off the wall and began pushing aside vegetation.

“There’s a walkway. Looks like it goes to the edge of the property.”

A.G. then went slowly pushing aside the vegetation and following the walkway. At the end was a gate. It had a lock but it was a newer one and showed signs of being used regularly.

“Someone has been in and out through the gate.” Commented A.G.

“And what does that mean?” Asked Goody.

“It means the house is inhabited but not by ghosts.”

“Oh. You mean whoever it is, is living in the cellar?”

“Must be the one making all those ghost noises.”

“Yeah. We’ll come back tonight and take in the show.”

“Show, he calls it.” Goody said sarcastically.

“It’s probably more interesting at night.” A.G. said offhand.

Goody drove back to town where E.G. and A.G. left their cars.

“What are you going to do now, A.G.?” asked E.G.

“Going to find out what I can about the deed to the Westchester property.”

“Thought the Martins have the deed.”

“I want to see who the architects were. Chances are I won’t find anything but it is worth a look. Want to come along?”

“Sure. The day is young. Sort of. Where exactly are you going?” Inquired Goody.

“Register of Deeds.”

All three went to the county building and found their way to the Register of Deeds. A.G. asked for the records for the Westchester property.

The clerk asked, “What exactly are you looking for?”

“All names that the Westchester property deed was registered under. And the builders and architects of the building.”

“Be right back.”

“What are you looking for A.G.? asked E.G.

“I’ll tell you when I see it.”

The clerk returned and said the documents were archived in the basement and it would take a few minutes to get them.

Meanwhile, A.G. called the Martins. “Yes, Mr. Martin. I need to know who deeded the property to your wife?”

“Well, let me see. I’ll get it.” After a few minutes Mr. Martin returned. “The deed was in the name of Eleanor deVere, a cousin of the Van Dorens.

Date on it is 1956. Is that important?"

"It might be. Thanks."

The clerk arrived with the information A.G. requested. A.G. looked it over and said, "There is definitely a problem."

"And it is what?" Asked Goody.

"The last recorded owner of the property was Stephen Van Dorens in 1926. Martin's deed is dated in 1956 and not recorded in this county."

"Oh, I see your point. Exactly who owns the property?"

"Stephen if one goes by the recorded deed. Question is. Just what happened to Stephen Van Dorens?"

A.G. examined the deed carefully. "Interesting. The deed was not signed by Stephen Van Dorens. Says that a Milton J. Filbert, Attorney at Law registered the deed in Stephen's name,"

A.G. got out his phone and called Marg Zabrowski. "Hi Marg. Is there any record of when the Westchester House began being called the Ghost House?"

"Well, let me see if I can remember. Not totally sure but it must have been in the thirties sometime. I'll have to check it out and give you a call later."

"Thanks. I would appreciate it."

"What are you fishing for, A.G.?" Goody asked.

"Just a theory. Suppose Stephen Van Dorens never left the Westchester House at all and didn't want anyone to come into the house. So, he made it a Ghost House to keep people away."

E.G. and Goody looked at A.G. like he had lost his mind. "A.G." E.G. cleared his throat. "Um, are you saying that Stephen Van Dorens is still alive? That would make him over 100 years old."

"Stephen is not necessarily still alive. But suppose he had enough mechanical ability for the ghostly sounds to continue after he died? He made sure

certain traps and movements in the house would trigger ghostly sounds when anyone went in the house after he died. However, considering the back gate, someone must be bringing in food and other items."

"Sounds like a real wacko." Added Goody.

"Or eccentric. We won't know until we can get into the cellar and see how it was set up. That metal door was not put there except to keep outsiders out and keep the secrets of the Westchester House in."

"Well, yeah I guess so." Agreed E.G.

A.G. turned his attention to the architect of the Westchester House. It listed Ferman and Sons in Chicago. A.G. mumbled. "Probably not in existence anymore. Not unexpected."

A.G. mulled it over for a few minutes.

"You hear that, Goody?" Asked E.G.

"Hear what?"

"Gears clicking in A.G.'s head."

"Um, no. I don't hear a thing."

"Goody. It's not for real but.. Never mind."

"E.G. See if you can find where house blue prints from the late 1800s can be located? You have a better phone than what I have."

"Why don't you get a better one, A.G.?"

"Don't need to when I can get you to look things up."

"Huh. Lame excuse. I'm not around all the time."

"Yeah, I don't need it all the time. Only when you are with me."

"I just might buy one for you out of spite."

"Would you just search for it?"

"Yeah. Okay. Don't guarantee anything."

After a few minutes of searching, E.G. announced,

“A.G. Just what are you hoping to find on an old blue print?”

“The exact spot of the interior stairwell to the cellar.”

“Do you have an idea where it may be located?”

“Actually, I do.”

“And just where is it?”

“Where it should be. Just outside the kitchen.”

“Okay. How come we didn’t see it?”

“It was obviously walled over. Knowing exactly where it is located will depend on where the wall will be torn out.”

Both Goody and E.G. were looking at A.G. with a ‘you are going to do what’ look.

“I’ll get the Martin’s permission, of course. I doubt that they would object.”

“I thought you concluded that they were not the registered owners?”

“Whoever is in the house will definitely object, but maybe it will bring that person out into the open.”

Part 4 and the surprising conclusion next month.

Tom Leonard

FOCUS ON TIBETAN CHERRY

[Tibetan Cherry Data](#)


[Planting Your Own Tibetan Cherry](#)



DAN BRANDNER ON LOG TO BOWLS



Dan had a friend give him some HUGE cherry blocks, with only 3 fitting in the back of his truck. The blocks couldn't be lifted, so after he split them and chain sawed the corners off, he SLOWLY turned the largest blocks he ever had on his lathe. Cored and Rough turned, it will be interesting to see what these turn into after they are dried.



DAN BRANDNER ON LOG TO BOWLS



Turning Threads in Lidded Boxes


By Joe Nycz

Besides chasing threads with threading tools, as Tom Spielmann once demonstrated, there is another way using a thread cutting bit spinning in the headstock. Joe Nycz engineered two different ways of moving the pieces being cut which he demonstrated at our March 4th meeting.

A 60° cutting head, the common angle for threads, can be held in a collet with an MT2 taper. Inserted into the headstock on a lathe and held tight with a draw bar tightened at the lathe's handwheel, the cutting head can be run in either direction and at whatever speed desired.



The essence of this thread cutting process is having a chuck held in a movable, but controllable process that can feed both the outside (male threads) and the inside (female threads) wooden pieces into the moving cutter. The thread advancing the workpiece will be the TPI of the thread being cut by the bit, while at the same time rotating the piece as it advances. For a coarser thread like Joe was cutting, you have to take several passes to get a nice smooth cut. Joe's design let him take a light pass, back out again, slightly move the piece for a slightly deeper cut and repeat.



Here you can see the vice Joe configured square to the lathe bed and holding the indexing threaded rod. The two bolts held in the vice can be adjusted to remove any play from this indexing rod. It all has to be square to the lathe bed and at the correct height to center of the spindle.

MARCH DEMONSTRATION

It makes sense to do the female (inside) threaded piece first, then work on getting the threads on the male (outside threads) piece to fit it. When you back out, you can test fit the pieces, to see how much more there is to remove to make a nice fit. Some play has to be left in it to handle seasonal wood movement of the pieces as well. When completed, sanding to soften the edges produces a nice looking functional thread.




A set of Joe's coarse male and female threads. I think he said it was 5 TPI.



Another thing you can do is make inserts that you can glue into your lidded boxes. This is especially useful if your container is large and difficult to maneuver on the lathe.

MARCH DEMONSTRATION

Joe also displayed his earlier version of this design, and a simpler version that used the banjo on the lathe as shown below.



An earlier design that used an air driven cutter.



A simpler design that used the banjo, but required more fiddling to move the workpiece slowly into the cutter on multiple passes by sliding the banjo in or out. The banjo also had to be kept very square to the ways of the lathe.

Rather than making/engineering this thread cutting equipment, you can purchase what you need from a vendor like EZ Jigs/ChefwareKits. Here is their [EZ Threading Combo Jig](#).

CUTTING FREE WALNUT WOOD

Bob Eberhardt got a call about some Walnut and a few members helped procure some wood for turning. We thank Mike Westphal for this donation.





John Layde

John Layde showing two Maple textured platters. He also had a Maple platter .



Unknown Member

This beautiful Cherry and Ebony Lazy Susan was turned by an unnamed member.



Doug Dannen



Doug Dannen showed his Applewood cup with metal inset. He also turned a nice Maple and Walnut rolling pin.



Henry Troost

Henry Troost made two garden dibblers from FOG (Found On Ground) wood. He also made a Spalted Maple tray.



Jerry Lilly

Jerry Lilly showed a couple of Hackberry bowls and another three Hackberry bowls. He also show a trick bowl which was not explained to this editor.

It is a Saturn bowl where the inner bowl is cut loose to rotate in the outer square rim.



SHOW AND TELL / GALLERY

Dan Brandner made these various sized vacuum chucks for the new club vacuum system



This goblet and bowling pin were not identified as to the turner.

Joe Nycz

Joe Nycz turned these two lidded boxes using his threading technique.



**Photos for Show and Tell and Gallery provided by
Chris Burnes and Hannah Palmer**



**Midwest Penturners
Gathering**

April 17-18, 2026
Hoffman Estates, IL



Alaska Symposium

May 2-3, 2026
Anchorage, Alaska



Turn-On! Chicago

July 30 - Aug. 2, 2026
Northbrook, IL



**The AAW
40th International
Woodturning
Symposium**

June 4-7, Raleigh, N.C.